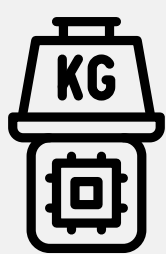
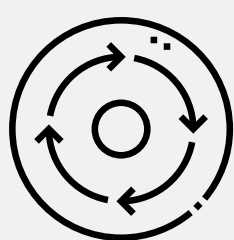



SINGLE/TWO HEAD WEIGHER



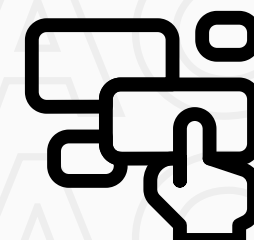
**Accurate
Weighing**



**Consistent
Quality**



**International
Standards**



**Easy to
Operate**

A Single/Two Head Weigher is a type of automated weighing system used for precise and efficient weighing of bulk materials. It uses four separate weighing heads to simultaneously collect data, allowing for faster and more accurate measurements. These systems are commonly used in packaging, food processing, and manufacturing industries. The four heads work in tandem to ensure high-speed operation while minimizing product loss and ensuring consistency.

A Single/Two Head Weigher typically features four independent weigh hoppers with load cells, providing high-speed, accurate weighing for various materials. It offers fast, reliable performance with precise control over portioning and packaging, ideal for industries like food processing and manufacturing.

A Four Head Weigher is used for packaging products like **snacks, coffee, grain porridge, free flow items and resealable pouches.**

Easy to Operate

Designed with simplicity, our machine features an intuitive smart interface and straightforward controls, ensuring easy operation for all experience levels.

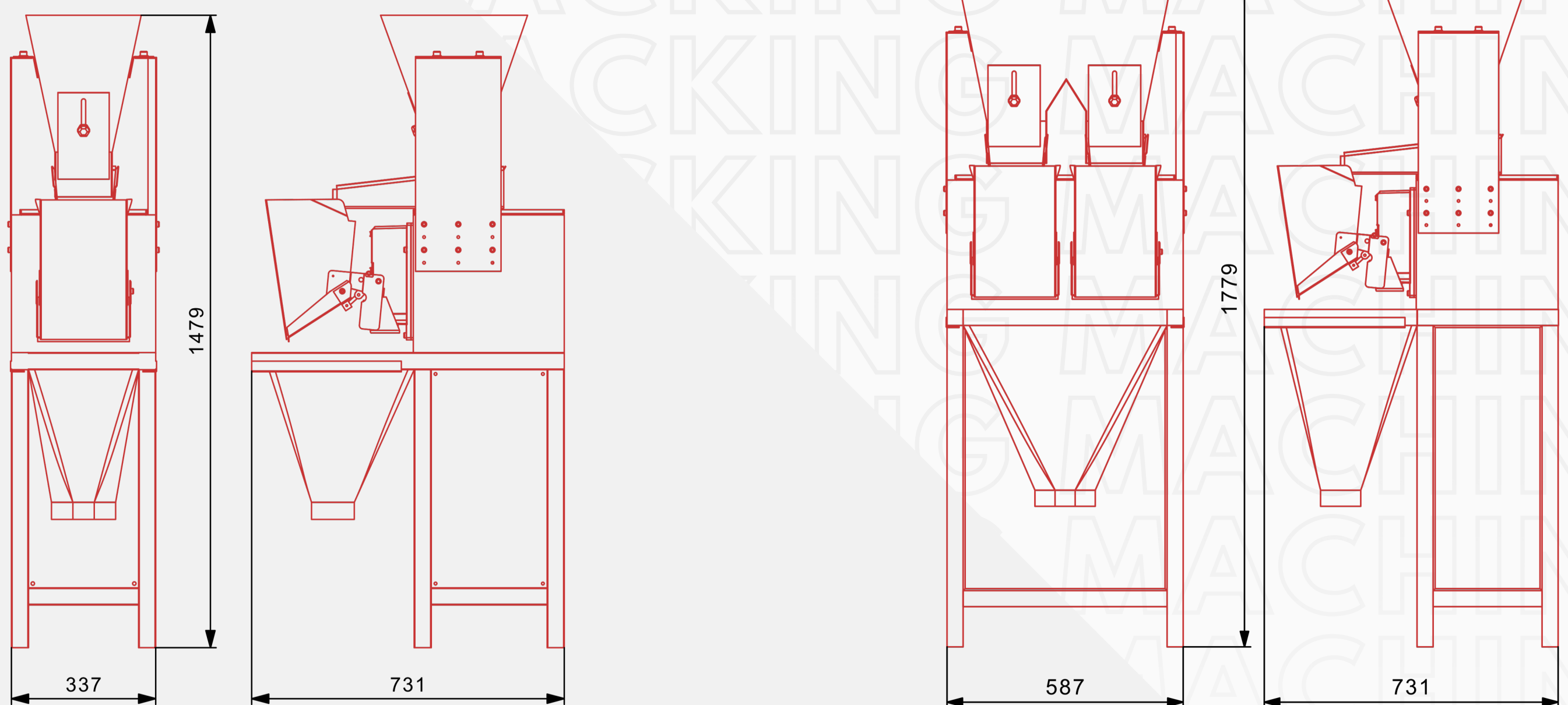
Easy Maintenance

With a focus on convenience, our machine is engineered for easy maintenance, featuring accessible components and straightforward service procedures.

Rapid Tech Support

Benefit from our 24*7 rapid tech support, offering prompt assistance and solutions to minimize downtime and keep your machine running smoothly.

DIMENSIONS



TECHNICAL SPECIFICATIONS

| | | | |
|-----------------------|---|-----------------|------------------------------------|
| Hopper Capacity | 20 Ltr (Depend On Product) | Contact Part | Stainless Steel |
| Filling System | Weighing Scale | Power | 220v AC (Single Phase) |
| Quantity to be Filled | 10 Gram To 1000 Gram (Depending On Product) | Operation | Pneumatic & Electronics, Fuji Make |
| Machine Weight | ~ 200 Kg | Pneumatic | SMC / Janatics |
| Structure | M.S. Duly Powder Coated | Error In Weight | + / - 2% |

*The above mentioned values are indicative and can be modified at any time at the discretion of the company.